

Introduction

The BLUESHAPE ordering part name for Power Tap cable is PT. This part is also a compatible (male counterpart) connector for the high (14.8V) outputs of BLUESHAPE BUBBLEPACK. It is nominally rated @ 70W ~ 110Wmax.

Package contents

- PT connector with cable (standard cable supplied is 60 cm long)
- Instruction manual



Caution

Damage may be caused to equipment if proper cable polarity is not observed. Before connecting to equipment, ensure that polarity corresponds with the polarity markings located on the PT Connector housing

[+] Red Cable [-] Black Cable

For Bubblepack users- Do not attempt to plug the PT connector into a BSTAP socket

Read the following instructions to reverse the cable direction:

Fig 1: The PT connector is supplied with the cable coming out from the right-hand side of the Power Tap Connector.

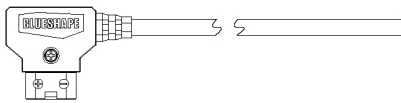


Fig 2: Remove the screw from the Power Tap connector housing with a Phillips screwdriver. (Note: Be careful not to loose the nut from the bottom of the PT connector). Remove also the front half of the Power Tap housing (The front is marked with polarity).

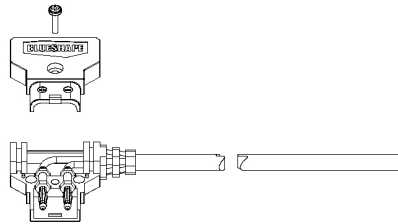


Fig 3: Remove the back half of the PT housing. (Note: Be careful not to lose the spacer blank which seals the Power Tap side not being used).

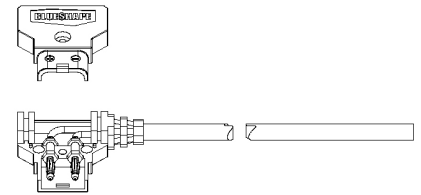


Fig 4: Place the Cable Strain Relief on the left side of the back half of the Power Tap Housing. Note: It is important that the banana pins fit properly into the slots of the Power Tap Housing. (Always keep the Red cable on the left-hand side and the black cable on the right hand side) Place Spacer Blank into the right-hand side of the Power Tap Housing (The side not being used)

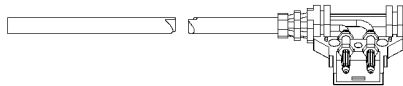


Fig 5: Re-install the Power Tap Housing. Insert the nut into the hexagonal hole and the screw from the opposite side and secure.

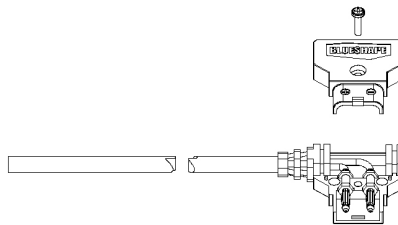
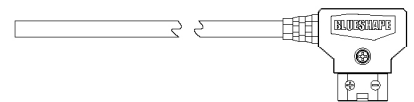


Fig 6: Cable coming out from the left-hand side of the Power Tap Connector.



Warranty

BLUESHAPE products are warranted to be free from defects in materials, workmanship and functionality for a period of 18 months commencing from the date of purchase. This warranty shall not apply to any products or parts of, that have been subjected to misuse, negligence, accidental or abnormal conditions of operation. The buyer should always contact the place of purchase for any return of defective product. It is important that the buyer provides us with as much information as possible about the failure being claimed. In the event of product failure for which warranty applies, we will repair or replace the product free of charge. In these cases, all expenses including transport charges will be borne by us. In the case where the failure has been caused by one of the causes explained above, repairs would be billed at a nominal cost. Prior to the carrying out of any repairs, we will inform the customer of the estimated costs of these repairs. These warranty conditions are the only ones applicable to our products and overrule any other expressed or implied warranties. We shall not be held liable for any damages resulting from warranty statements other than those contained in this declaration. This warranty is not transferable and is only applicable to the original buyer. In all warranty claims, the buyer must reproduce the original purchase invoice.