

Li-Ion Battery Pack



The battery packs are equipped with built-in safety/protection features. Should these features be compromised in any way what so ever, the battery pack may leak corrosive chemicals, overheat, emit smoke, burst and/or ignite.



Danger

- Do not disassemble or modify the battery pack.
- Do not connect the positive (+) and negative (-) terminals to a metal object such as a wire. Do not transport or store the battery pack together with metal objects without adequate insulation.
- Do not discard the battery pack into fire or heat.
- Do not use or leave the battery pack near a heat source such as a fire or a heater (> 80°C).
- Do not immerse the battery pack in fluids, water or seawater and do not allow it to get wet.
- Do not recharge the battery pack near fire or in extremely hot environments.
- To recharge the battery pack, use the battery charger specifically designed for the device and observe the recharging conditions specified by the maker of the charger.
- Do not pierce the battery pack with pointed or other sharp objects.
- Do not strike it with blunt objects.
- Do not subject to excessive mechanical loads or shocks, such as by striking or throwing the battery pack.
- Do not use an apparently damaged or deformed battery pack.
- Do not directly solder the battery pack.
- Do not reverse the positive (+) and negative (-) terminals, during charging, operation or otherwise.
- Do not force the connection if you may not easily connect the battery pack terminals to the battery pack charger or other equipment. Confirm that the terminals are correctly oriented.

- If the battery pack leaks, and the electrolyte reaches the eyes, do not rub them. Instead, rinse the eyes with clean running water and immediately seek medical attention. Failure to do this may result in eye injury.



Warning

- Do not use the battery pack for other purposes other than those specified. Otherwise, its guaranteed performance will be lost and/or its service life will be shortened.
- If recharging operation fails to complete even when a specified recharging time has elapsed, immediately stop further recharging.
- Do not subject to excessive micro-wave radiation.
- Do not subject to excessive ambient pressures.
- If the battery pack gives off an odour, generates heat, becomes discoloured or deformed, or in any way appears abnormal during use, recharging or storage, immediately remove it from the equipment or battery pack charger and stop usage immediately.



Caution

- Do not use or subject the battery pack to intense sunlight or hot temperatures such as in a car in hot weather.
- Do not use it in a place where high static electricity may be present.
- The guaranteed operating temperature range is 0°C to 40°C.
- If electrolyte leaking from the battery pack contacts your skin or clothing, immediately wash it away with running water. Failure to do this may result in skin inflammation.
- Keep out of reach of children.
- If you find discolouration, a bad odour due to leakage, over-heating and/or other irregularities when using the battery pack for the first time return it to your supplier or vendor.
- Do not store battery packs on chargers or idle equipment

Charging Battery Packs with CMDUAL



Danger

- The charger is intended for specific Li-Ion batteries only. Do not use with other battery chemistries or with incompatible battery mounts.

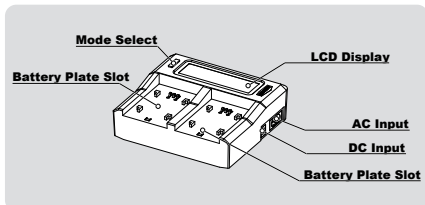


Warning

- Improper use of the charger might cause electric shock, do not disassemble charger.
- Charger for indoor use only.
- Do not subject charger to excessive mechanical loads or shocks, such as by dropping it.
- The guaranteed recharging temperature range is 0°C to 40°C. A recharging operation outside this temperature range may lead to damage to the battery pack.
- Do not expose to excessive direct sunlight.
- Do not cover charger during use.

1. Overview

CMDUAL is equipped with two configurable battery bay slots, AC/DC input, a USB output and an LCD Display. Note that their functionality varies with the scenario's listed in the following sections.



2. Plate Installation

- Attach desired plates to the slots ensuring correct mating and locking of plate in its slot.
- You may use different charging voltages, at the same time, with some limitations. Refer to the table below.

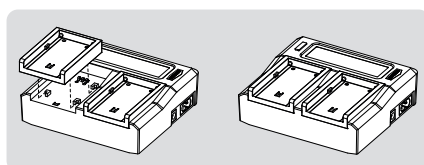


		Plate Combination		
		Dual 8.4V	Dual 16.8V	1x 8.4V & 1x16.8V
Input	AC	✓	✓	✓
	DC 12V	✓	✗	✗
	DC 24V	✓	✓	✓

3. Operation

- Take note that functionality varies with the power input and the selected mode.
- The LCD Display will show the actual battery capacity in percentage.

		Charger Performance		
		Single	Dual	USB
Mode	H High Power	1500mA	800mA	✗
	L Low Power	1000mA	500mA	✓ 2100mA

BMBP955

Replaces Canon BP-955

Main Features:

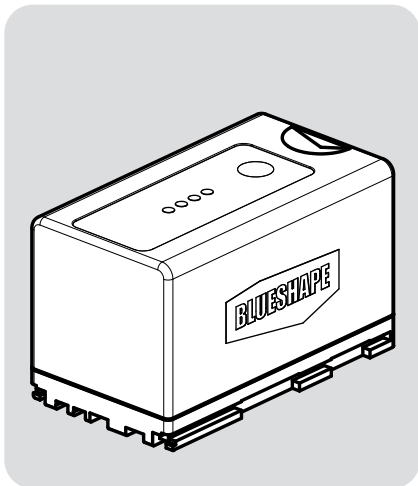
- Charge Indicator (4-Step LED)
- Battery Data Communication with RED® KOMODO™
- High Capacity

Operation:

- The LED charge indicator will show the battery's state of charge. Each LED indicates a state of charge increment of 25%. When the first LED flashes, this indicates that capacity is at 10% or less. During charging, the LED charge indicator will show the actual state of charge with the top-most LED blinks slowly.
- When using with RED® KOMODO™ and the battery capacity approaches a critical state of charge ($\leq 3\%$), the battery alerts the camera to initiate an emergency shut down to safeguard your data.

Specifications:

Nominal Voltage:	7.2V
Nominal Capacity:	5000mAh - 36Wh
Size:	39 x 70 x 43 mm 1.53x2.75x1.69 in
Weight:	212g



BMBP975

Replaces Canon BP-975

Main Features:

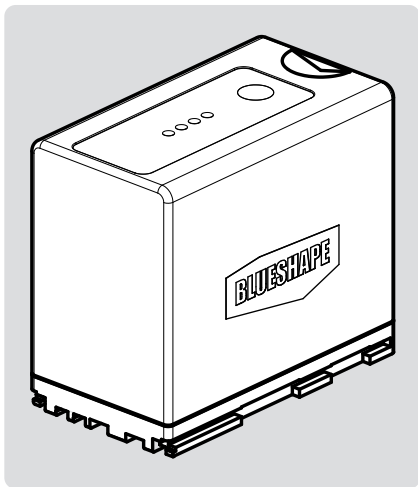
- Charge Indicator (4-Step LED)
- Battery Data Communication with RED® KOMODO™
- High Capacity

Operation:

- The LED charge indicator will show the battery's state of charge. Each LED indicates a state of charge increment of 25%. When the first LED flashes, this indicates that capacity is at 10% or less. During charging, the LED charge indicator will show the actual state of charge with the top-most LED blinks slowly.
- When using with RED® KOMODO™ and the battery capacity approaches a critical state of charge ($\leq 3\%$), the battery alerts the camera to initiate an emergency shut down to safeguard your data.

Specifications:

Nominal Voltage:	7.2V
Nominal Capacity:	7500mAh - 54Wh
Size:	39 x 70 x 61 mm 1.53x2.75x2.75 in
Weight:	293g



Warranty Information

BLUESHAPE batteries are warranted to be free from defects in materials, workmanship and functionality for a period of 18 months commencing from the date of purchase. This warranty shall not apply to any products or parts of, that have been subjected to misuse, negligence, accidental or abnormal conditions of operation. The buyer should always contact the place of purchase for any return of defective product. It is important that the buyer provides us with as much information as possible about the failure being claimed. In the event of product failure for which warranty applies, we will repair or replace the product free of charge.

In these cases, all expenses including transport charges will be borne by you.

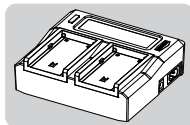
In the case where the failure has been caused by one of the causes explained above, repairs would be billed at a nominal cost. Prior to the carrying out of any repairs, we will inform the customer of the estimated costs of these repairs. These warranty conditions are the only ones applicable to our products and overrule any other expressed or implied warranties. We shall not be held liable for any damages resulting from warranty statements other than those contained in this declaration.

This warranty is not transferable and is only applicable to the original buyer. In all warranty claims, the buyer must reproduce the original purchase invoice.

CMDUAL Charger + CMAD975 Plate

Main Features

- Dual Bay Simultaneous Charging
- LCD Display
- USB Output
- Includes Automobile Power Outlet Adapter and Power Chord



Specifications

Charge Voltages:	8.4V, 12.6V, 16.8V
Power Input:	Autot-select AC Mains 100V-240V ~50/60Hz 1500mA (max) DC 12-24V 3000mA (min)
USB Output:	5V 2100mA